

# JCWSA Meters

## How to Read the Meter



The numbered LCD screen shows your water usage. Read the numbers from left to right



The leak icon tells you if there is a possible leak. If the indicator is off, no leak has been detected. If the indicator is on, there may be a continuous leak (water has been used in the last 24 hours during every 15-minute interval). If the indicator is flashing, there may be an intermittent leak (water has been used in the last 24 hours during at least half of every 15-minute interval).



The flow icon shows the direction of flow through the meter. If it is off, water is not in use. If it is +on, water is in use and flowing properly. If it is +flashing, water is in use and flowing slowly. If it is -flashing constantly, there is backwards flow occurring. If you see a backwards flow occurring, please contact JCWSA.



When the LCD displays the reading it will have seven numbers before the decimal point and two after. The numbers before the decimal point are whole numbers and after the decimal point are the fractions of a gallon. For example the reading below is Thirty-three thousand, Eighty -nine and a quarter of a gallon. We only read a thousand and above, so the reading would be 33.

**0,033,089.25**

**For additional information:**

(706) 367-1741

[customerservice@jcwsa.com](mailto:customerservice@jcwsa.com)




















# Do I have a leak?

## If the leak icon is on or flashing...

- Check all toilets and toilet valves. The most common leak is a leaking toilet. Toilets can leak 200-gallons per day or more. JCWSA has dye tablets and instructions available at our office to assist with checking your toilet for leaks.
  - Check all faucets for possible leaks
  - Check the ice maker and water dispenser
  - Check the yard and surrounding area for a wet spot or other indication of a leaking pipe
- Refer to the table below for other possible causes

## Common Causes of Leaks

Possible Cause	Intermittent	Continuous
Outside faucet, garden or sprinkler system leaking		
Faucet leaking		
Toilet valve not sealed properly		
Washing machine leaking		
Dishwasher leaking		
Water-cooled air conditioner or heat pump leaking		
Toilet running		
Ice maker leaking		
Leak between the water meter and house		
Water heater leaking		

## After Repair of a Continuous Leak

- Use no water for at least 15 minutes
- Check the leak icon
- If the leak icon changes from on to flashing, a leak is no longer indicated.

## After Repair of an Intermittent Leak

- Check the leak icon after at least 24 hours
- If the leak has been correctly repaired, the leak icon changes from flashing to off.

## The leak icon may be on or flashing if you are...

- Using a soaker hose
- Watering your yard for more than eight hours
- Using a continuous pet feeder on your water line
- Filling a swimming pool
- Using water continuously for 24 hours

## For additional information:

(706) 367-1741

[customerservice@jcwsa.com](mailto:customerservice@jcwsa.com)

